



Region 4 Genetics Collaborative Project - Priority 1



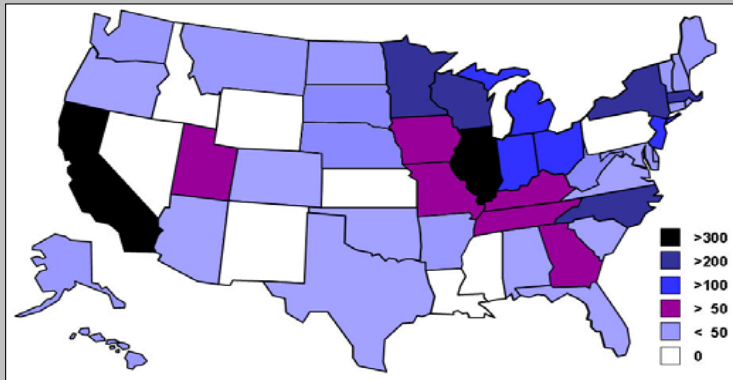
Laboratory Quality Improvement of Newborn Screening by MS/MS

<http://www.region4genetics.org>

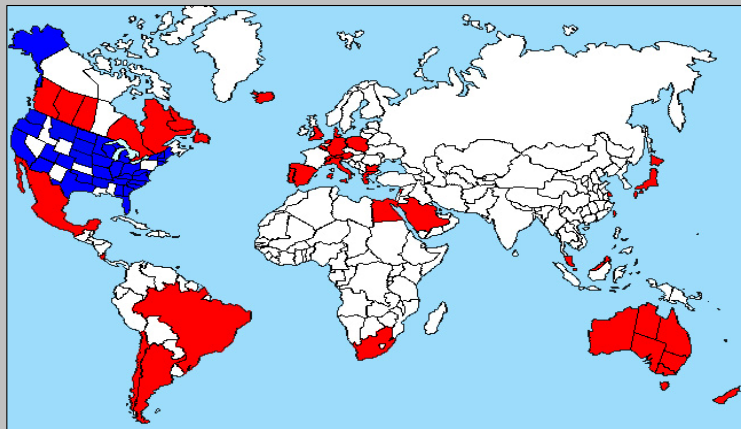
Status of Project Participation

Last Update: 01/31/08

National Participation (No. of TP cases)



International Participation



Number of Participants

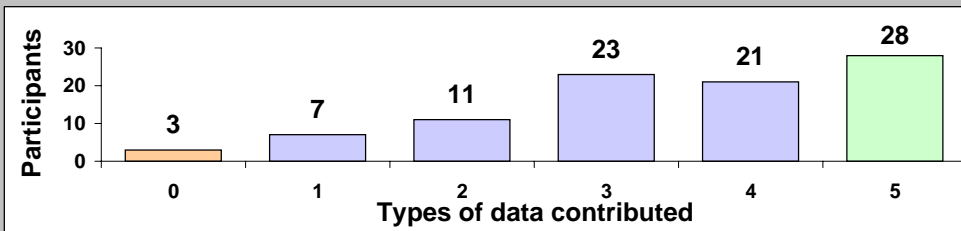
6 Participants in Region 1 (New England)
6 Participants in Region 2 (New York-Mid-Atlantic)
7 Participants in Region 3 (Southeastern)
7 Participants in Region 4 (Great Lakes & KY)
7 Participants in Region 5 (Heartland)
6 Participants in Region 6 (Mountain States)
5 Participants in Region 7 (Western States)

44	US Participants
49	International Participants
93	TOTAL Participants

Regional Participation

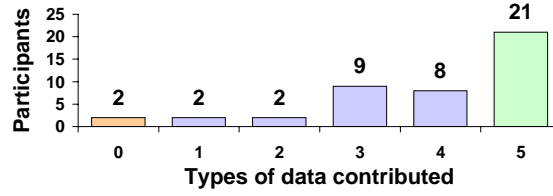
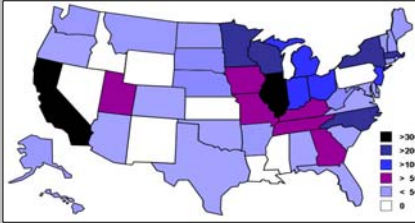
ALL data submitted NO data submitted

Percentiles of normal population	Cutoff values	Participant Profile	True positive cases	Performance Metrics
83%	100%	83%	83%	83%
83%	83%	100%	83%	33%
57%	100%	100%	86%	43%
86%	100%	100%	100%	71%
57%	71%	86%	86%	57%
67%	100%	83%	83%	50%
20%	80%	80%	80%	20%
66%	91%	91%	86%	52%
61%	86%	73%	73%	16%
63%	88%	82%	80%	33%





US Participation (by Region)



DATA SUBMISSION (date of last entry)

Percentiles of normal population	date submitted		date not submitted		
	Cutoff values	Participant Profile	True positive cases	Performance Metrics	

	Dec-06				
Jan-07	Aug-07	Oct-07	Oct-07	Feb-07	
Jan-07	Aug-07	Oct-07	Oct-07	Feb-07	
Jan-07	Aug-07	Oct-07	Oct-07	Feb-07	
Jan-07	Aug-07	Oct-07	Oct-07	Feb-07	
Jan-07	Aug-07	Oct-07	Oct-07	Feb-07	
83%	100%	83%	83%	83%	

Dec-06	Dec-07	Oct-07	Jan-08		
Dec-07	Jan-07	Dec-07	Aug-07		
Oct-07	Dec-06	Jun-07	Jan-08	Dec-07	
Jan-08	Jan-08	Sep-07	Jan-08	Sep-07	
Jan-08	Sep-07	Oct-07	Jan-08		
		Oct-07			
83%	83%	100%	83%	33%	

	Jan-07	Sep-07	Dec-07		
Dec-06	Apr-07	Aug-07	Oct-07	Nov-07	
Jan-08	Jan-08	Sep-07	Jan-08	Jan-08	
Jan-08	Jul-07	Sep-07	Sep-07		
Jan-08	Mar-07	Sep-07	Oct-07		
	Nov-07	Jun-07			
	Nov-07	Jul-07	Jan-08	May-07	
57%	100%	100%	86%	43%	

	Nov-07	Aug-07	Nov-07		
Jan-08	Nov-07	Jun-07	Dec-07	Dec-07	
Jan-08	Nov-07	Jul-07	Nov-07	Apr-07	
Jan-08	Dec-07	Sep-07	Jan-08	Dec-07	
Jan-08	Jan-08	Aug-07	Dec-07	Dec-07	
May-07	Mar-07	Oct-07	May-07		
Dec-07	Jan-07	Jul-07	Dec-07	Jan-08	
86%	100%	100%	100%	71%	

Mar-07	Nov-07	Aug-07	Jan-08	May-07	
Nov-06	Nov-06	Sep-07	Jan-08	Dec-06	
		Oct-07	Dec-07		
Mar-07	Nov-07	Aug-07	Dec-07	May-07	
	Jul-07	Sep-07	Nov-07		
Mar-07	Nov-07	Aug-07	Jan-08	May-07	
57%	71%	86%	86%	57%	

	Jun-07	Jun-07	Jun-07		
May-06	May-06		May-06		
Dec-06	Jun-07	Oct-07	Jun-07	Jan-07	
Dec-07	Jan-07	Jul-07		Jan-08	
	Jul-07	Sep-07	Jan-08		
Dec-06	Feb-07	Oct-07	Jan-08	Feb-07	
67%	100%	83%	83%	50%	

	Nov-07	Sep-07	Dec-07		
Apr-07	Dec-07	May-07	Jan-08	May-07	
	Nov-07	Sep-07	Dec-07		
	Nov-07	Sep-07	Dec-07		
20%	80%	80%	80%	20%	

State	Last Name	First Name	E-mail address
Region 1 (New England)			
Connecticut	Seashore	Greta	margretta.seashore@yale.edu
New Hampshire	Lavochkin	Marcia	MLavochkin@dhhs.state.nh.us
Maine	Mulcahy	Eleanor	Eleanor.A.Mulcahy@maine.gov
Massachusetts	Sahai	Inderneel (Neela)	inderneel.sahai@umassmed.edu
Rhode Island	Zonno	Kristi	Kristi.Zonno@health.ri.gov
Vermont	Ingham	Cindy	CIngham@vdh.state.vt.us
Percentage of Contributing Participants			

State	Last Name	First Name	E-mail address
Region 2 (NY-Mid-Atlantic)			
Delaware	Scott	Pat	Pat.Scott@state.de.us
Maryland	Gulamali-Majid	Fizza	MajidF@dhhm.state.md.us
New Jersey	Bergum	Allen	Allen.Bergum@doh.state.nj.us
New York	Morrissey	Mark	mam29@health.state.ny.us
Virginia	Poston	Phil	Phil.Poston@dgs.virginia.gov
West Virginia	Burke	Phaedra Y.	phaedraburke@wvdhhr.org
Percentage of Contributing Participants			

State	Last Name	First Name	E-mail address
Region 3 (Southeastern)			
Alabama	Floyd-Browning	Phaidra	pfbrowning@genetics.uab.edu
Florida	Torres	Jasmin	Jasmin_Torres@doh.state.fl.us
Georgia	Yu	Chunli	cyyu@genetics.emory.edu
South Carolina	Hickey	Tom	HICKEYTM@dhec.sc.gov
North Carolina	Frazier	Dianne	dfrazier@med.unc.edu
Puerto Rico	Chardon Ramos	Alfredo	alfredochardon@yahoo.com
Tennessee	McKeever	Christine	Chris.mckeever@state.tn.us
Percentage of Contributing Participants			

State	Last Name	First Name	E-mail address
Region 4 (Great Lakes & KY)			
Illinois	Johnson	Bernard (Tom)	Bernard.Johnson@illinois.gov
Indiana	Breen	Nancy	nbreen@iupui.edu
Kentucky	Mayfield	Stephanie	StephanieK.Mayfield@ky.gov
Michigan	Stanley	Eleanor	stanleye@michigan.gov
Minnesota	Rinaldo	Piero	rinaldo@mayo.edu
Ohio	Chandrasekar	Ram	Ram.Chandrasekar@odh.ohio.gov
Wisconsin	Hoffman	Gary	Hoffman@mail.sih.wisc.edu
Percentage of Contributing Participants			

State	Last Name	First Name	E-mail address
Region 5 (Heartland)			
Arkansas	Bates-Dubrow	Lisa	BatesdubrowLG@archildrens.org
Iowa	Copeland	Sara	sara-copeland@uiowa.edu
Missouri	Hopkins	Patrick	Patrick.Hopkins@dhss.mo.gov
Nebraska	Miller	Julie	julie.miller@dhhs.ne.gov
North Dakota	Schweitzer	Barb	bschweit@state.nd.us
Oklahoma	Steckel	Theresa	TheresaLS@health.ok.gov
South Dakota	Fossen	Lucy	Lucy.Fossen@state.sd.us
Percentage of Contributing Participants			

State	Last Name	First Name	E-mail address
Region 6 (Mountain States)			
Arizona	McElligott	John	MCELLIJ@azdhs.gov
Colorado (UCHSC)	Wootner	Mike	Mike.Wootner@UCHSC.edu
Colorado	Porter	Cory	cory.porter@state.co.us
Montana	Johnson	John	JJohnson@shodair.org
Texas	Ramos	Patricia	Patricia.Ramos@dshs.state.tx.us
Utah	Pasquali	Marzia	PASQUAM@aruplab.com
Percentage of Contributing Participants			

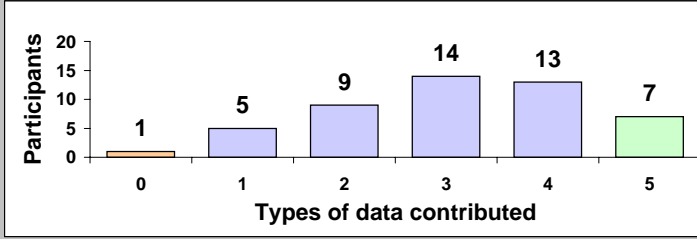
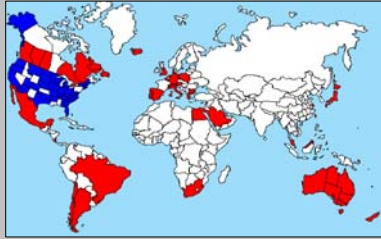
State	Last Name	First Name	E-mail address
Region 7 (Western States)			
Alaska	Wood	Thalia	Thalia_Wood@HEALTH.STATE.AK.US
California	Lorey	Fred	FLorey@dhs.ca.gov
Hawaii	Au	Sylvia	sylvia@hawaiiogenetics.org
Oregon	Hermerath	Cheryl	Cheryl.A.Hermerath@state.or.us
Washington	Weiss	Sheila	sheila.weiss@doh.wa.gov
Percentage of Contributing Participants			

Total of active participants (out of 44)
Percentage of Contributing Participants

29	40	40	38	23
66%	91%	91%	86%	52%



International Participation



DATA SUBMISSION (date of last entry)

date submitted		data not submitted		
Percentiles of normal population	Cutoff values	Participant Profile	True positive cases	Performance Metrics
	Mar-07	Sep-07	Mar-07	
	Aug-07	Aug-07		
Sep-07	Jan-08	Sep-07	Jan-08	
May-07	May-07		Nov-06	
	Mar-07		Feb-07	
Nov-07	Nov-07	Aug-07	Nov-07	Feb-07
Dec-06	Dec-06	Oct-07	Nov-07	Dec-06
Oct-07	Jun-07	Aug-07	Jan-08	
	Dec-07	Oct-07		Dec-07
		Jul-07	Oct-07	
Nov-07	Mar-07	Sep-07	Sep-07	Sep-07
Dec-07	Nov-07	Nov-07		
Jul-07	Mar-07	Oct-07	Sep-07	
	Oct-07		Oct-07	
Oct-07	Oct-07	Oct-07	Jul-07	
		Nov-07		
Jul-07	Dec-06	Sep-07	Sep-07	
	Nov-07	Nov-07	Nov-07	
Feb-07	Feb-07		Dec-06	
	Dec-07	Dec-07		
	Nov-07	Nov-07		
Mar-07	Mar-07			Jun-07
Dec-06	Oct-07	Oct-07	Oct-07	
	Feb-07	Oct-07	Jun-07	
Nov-07	Oct-07	Oct-07	Oct-07	
Nov-07	Feb-07	Oct-07		
Oct-07	Oct-07		Dec-07	
Dec-06	Dec-06	Sep-07	Jun-07	Dec-06
Nov-06	Nov-06	Jun-07	Dec-07	Jan-07
Jun-07	Dec-06		Dec-06	
Nov-06	Nov-06	Oct-07	Nov-07	Feb-07
Feb-07	Dec-07	Oct-07	Dec-07	
Aug-07	Aug-07	Aug-07	Aug-07	
Oct-05	Oct-05	Sep-07	Feb-07	
	Dec-07	Dec-07	Dec-07	
Jan-08	Dec-07	Dec-07		
Dec-07		Dec-07		
	Dec-07	Dec-07	Jan-08	
Dec-06	Dec-06	Oct-07	Jan-08	
	Dec-06		Sep-06	
Jan-08	Jan-08	Sep-07	Oct-07	
	Jan-08			
			Dec-07	
Jan-08	Dec-07	Dec-07		
Dec-06	Nov-07	Oct-07	Mar-07	
			Nov-06	
May-07	May-07	Sep-07	Nov-07	Jan-07

Country	State/Province or City	Last Name	First Name	E-mail address
Argentina	Buenos Aires	Schenone	Andrea	hfayza@gmail.com
Australia	New South Wales	Wiley	Veronica	Veronicw@chw.edu.au
Australia	Queensland	Price	Ricky	ricky_price@health.qld.gov.au
Australia	South Australia	Ranieri	Enzo	enzo.ranieri@adelaide.edu.au
Australia	Victoria	Pitt	James	james.pitt@ghsv.org.au
Australia	Western Australia	Greed	Lawrence	Lawrence.Greed@health.wa.gov.au
Austria	Vienna	Bodamer	Olaf	olaf.bodamer@meduniwien.ac.at
Belgium	Liège	Boemer	François	F.Boemer@chu.ulg.ac.be
Brazil	Curitiba	Torquado Domingos	Mueselina	musse@fepc.org.br
Canada	Alberta	Bamforth	Fiona	Fiona.Bamforth@capitalhealth.ca
Canada	British Columbia	Sinclair	Graham	gsinclair@cw.bc.ca
Canada	Newfoundland	Randell	Edward	Ed.Randell@easternhealth.ca
Canada	Ontario	Chakraborty	Pranesh	PChakraborty@cheo.on.ca
Canada	Quebec	Robitaille	Daniel	Daniel.Robitaille@ssss.gouv.qc.ca
Canada	Saskatchewan	Lehotay	Denis	dlehotay@health.gov.sk.ca
Chile	Santiago	Valiente	Alf	avaliente@inta.cl
China	Shangai	Gu	Xuefan	quxuefan@online.sh.cn
Costa Rica	San José	Reuben	Alejandra	areubenm@tamzajeneonatal.com
Denmark	Copenhagen	Hougaard	David	DH@ssi.dk
Egypt	Cairo	Hassan	Fayza	hfayza@gmail.com
England	Sheffield	Downing	Melanie	melanie.downing@sch.nhs.uk
Germany	Giessen	Kreuder	Joachim	Joachim.G.Kreuder@paediat.med.uni-giessen.de
Germany	Greifswald	Mueller	Cornelia	cornelia.mueller@uni-greifswald.de
Germany	Heidelberg	Lindner	Martin	Martin.Lindner@med.uni-heidelberg.de
Germany	Hamburg	Lukacs	Zoltan	lukacs@uke.uni-hamburg.de
Greece	Athens	Papakonstantinou	Vagelis	vpapakonst@neolab.gr
Iceland	Reykjavik	Franzson	Leifur	leifurfr@landspitali.is
Italy	Veneto, Padova	Giordano	Giuseppe	giordano@pediatria.unipd.it
Italy	Lazio, Roma	Carducci	Claudia	claudia.carducci@uniroma1.it
Italy	Liguria, Genova	Caruso	Ubaldo	ubaldocaruso@ospedale-gaslini.ge.it
Italy	Campania, Napoli	Ruoppolo	Margherita	ruoppolo@dbm.unina.it
Italy	Toscana, Firenze	La Marca	Giancarlo	g.lamarca@mever.it
Italy	Puglia, Foggia	Corso	Gaetano	corso@dbm.unina.it
Lebanon	Beirut	Khneisser	Issam	issam.khneisser@usi.edu.lb
Japan	Shimane, Izumo	Yamaguchi	Seiji	seijiyam@med.shimane-u.ac.jp
Malaysia	Penang	Tan	Adi	aditan@dccusm.com
Mexico	Monterrey	Torres	Rosario	gcbtorres@yahoo.com
Netherlands	Bilthoven	Loeber	Gerard	gerard.loeber@rivm.nl
New Zealand	Auckland	Knoll	Detlef	DetlefK@adhb.govt.nz
Poland	Warsaw	Oltarzewski	Mariusz	oltarzewski@op.pl
Portugal	Porto	Vilarinho	Laura	laura.vilarinho@igm.min-saude.pt
Saudi Arabia	Riyadh	Rashed	Mohamed	msrashed2005@yahoo.com
Singapore	Singapore	Goh Li Meng	Denise	paegohlm@nus.edu.sg
South Africa	Potchefstroom	Malan	Linda	linda.malan@nwu.ac.za
Spain	Murcia	Egea Mellado	José María	josem.egea2@carm.es
Spain	Bilbao	Espada	Mercedes	metabobi-san@ej-qv.es
Spain	Santiago de Campostela	Cocho de Juan	Jose Angel	pdneonat@usc.es
Switzerland	Zurich	Blau	Nenad	Nenad.Blau@kispi.uzh.ch
Taiwan	Taipei	Hwu	Wuh-Liang (Paul)	hww@ntu.edu.tw

Total of active participants (out of 49)
Percentage of Contributing Participants

30	42	36	36	8
61%	86%	73%	73%	16%