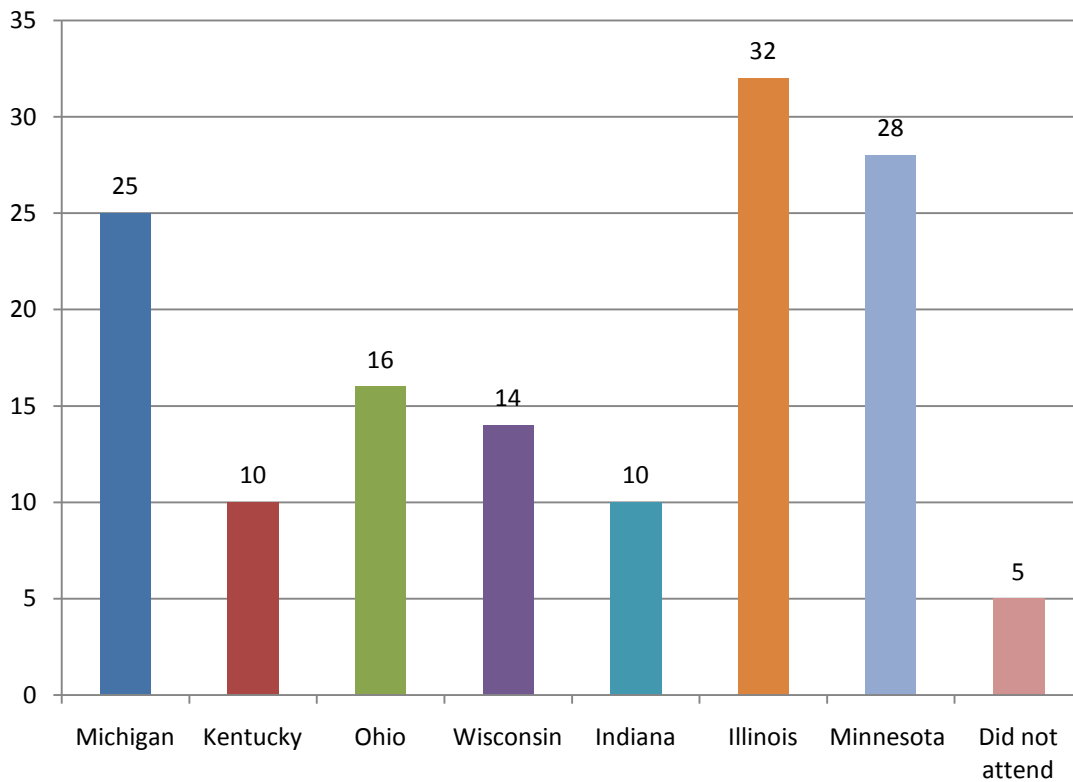


Question 1

Please select the Region 4 Genetics Stakeholder Meeting that you attended		
Answer Options	Response Percent	Response Count
Michigan - March 23, 2009	17.9%	25
Kentucky - April 14, 2009	7.1%	10
Ohio - April 15, 2009	11.4%	16
Wisconsin - April 22, 2009	10.0%	14
Indiana - April 29, 2009	7.1%	10
Illinois - April 30, 2009	22.9%	32
Minnesota - May 15, 2009	20.0%	28
I did not attend a stakeholder meeting	3.6%	5
<i>answered question</i>		140
<i>skipped question</i>		0

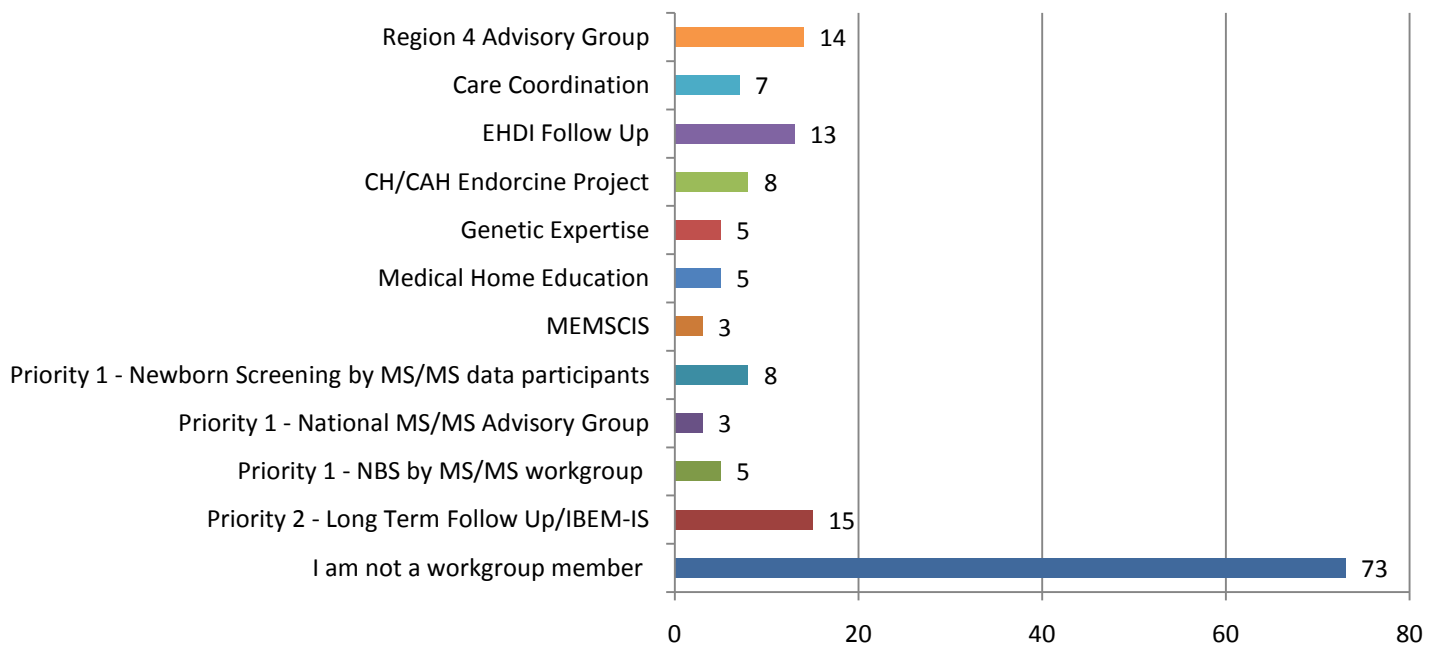
Please select the Region 4 Genetics Stakeholder Meeting that you attended



Question 2

Please check which work groups you currently serve on for the Region 4 Genetics Collaborative.		
Answer Options	Response Percent	Response Count
Region 4 Advisory Group	10.5%	14
Care Coordination	5.3%	7
Early Hearing Detection and Intervention (EHDI) Follow-up	9.8%	13
CH/CAH Endocrine Project	6.0%	8
Genetic Expertise	3.8%	5
Medical Home Education	3.8%	5
MEMSCIS	2.3%	3
Priority 1 - Newborn Screening by MS/MS data participants	6.0%	8
Priority 1 - National MS/MS Advisory Group	2.3%	3
Priority 1 - NBS by MS/MS workgroup	3.8%	5
Priority 2 - Long Term Follow Up/IBEM-IS	11.3%	15
I am not a work group member	54.9%	73
<i>answered question</i>		133
<i>skipped question</i>		7

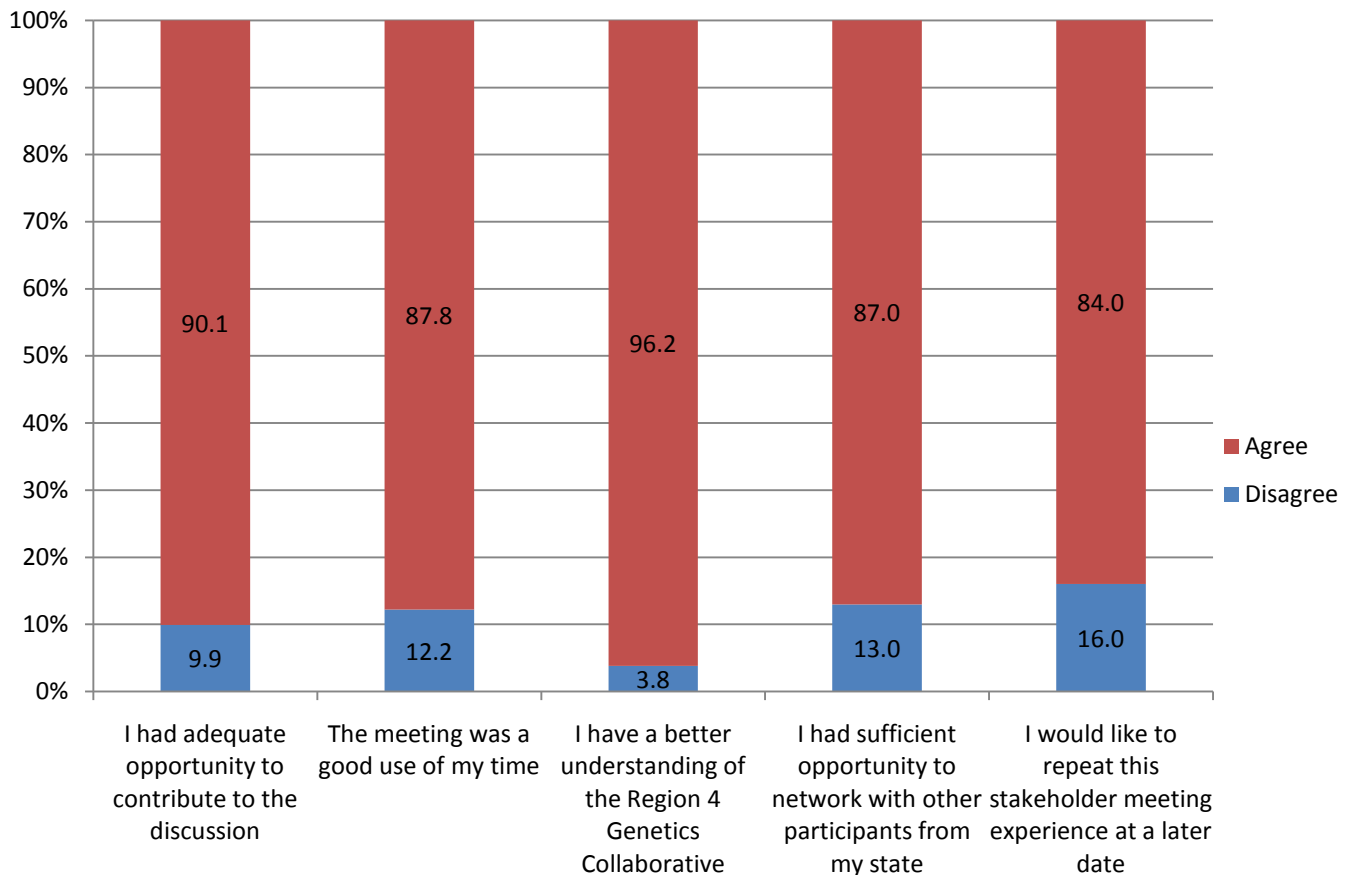
Please check which workgroups you currently serve on for the Region 4 Genetics Collaborative



Question 3

Please rate the following elements of the meeting			
Answer Options	Agree	Disagree	Response Count
I had adequate opportunity to contribute to the discussion	118 (90.1%)	13 (9.9%)	131
The meeting was a good use of my time	115 (87.8%)	16 (12.2%)	131
I have a better understanding of the Region 4 Genetics Collaborative	126 (96.2%)	5 (3.8%)	131
I had sufficient opportunity to network with other participants from my state	114 (87.0%)	17 (13.0%)	131
I would like to repeat this stakeholder meeting experience at a later date	110 (84.0%)	21 (16.0%)	131

Please rate the following elements of the meeting



Summary of Stakeholder Meeting Attendance

	Illinois	Indiana	Kentucky	Michigan	Minnesota	Ohio	Wisconsin	Total
Total in attendance	48	18	18	37	32	34	22	209
New to R4 in attendance	37	11	5	23	13	21	14	124
Parents in attendance	12	8	3	7	5	16	5	56
% of attendants who are new to R4	77.1	61.1	27.8	62.2	40.6	61.8	63.6	59.3
% of attendants who are parents	25	44.4	16.7	18.9	15.6	47.1	22.7	26.8